

**Adaptive Investing
With
Tactical Relative Strength Models**

By

**Paul Townsend
Associate Vice President & Investment Officer
Wells Fargo Advisors LLC**



International Business Machines Corp. (IBM)

Updated Through- 10/01/2010 (135.640 Up 1.500) - [View History](#)
Computers UnFavored (Status: **Bull Confirmed 52% Xs on 10/01/2010**)

[Wkly Mom: Pos \(3 Wks\)](#)

Mkt RS = Buy, 02/11/2009; col=Os Peer RS = Buy, 03/03/2008; col=Os

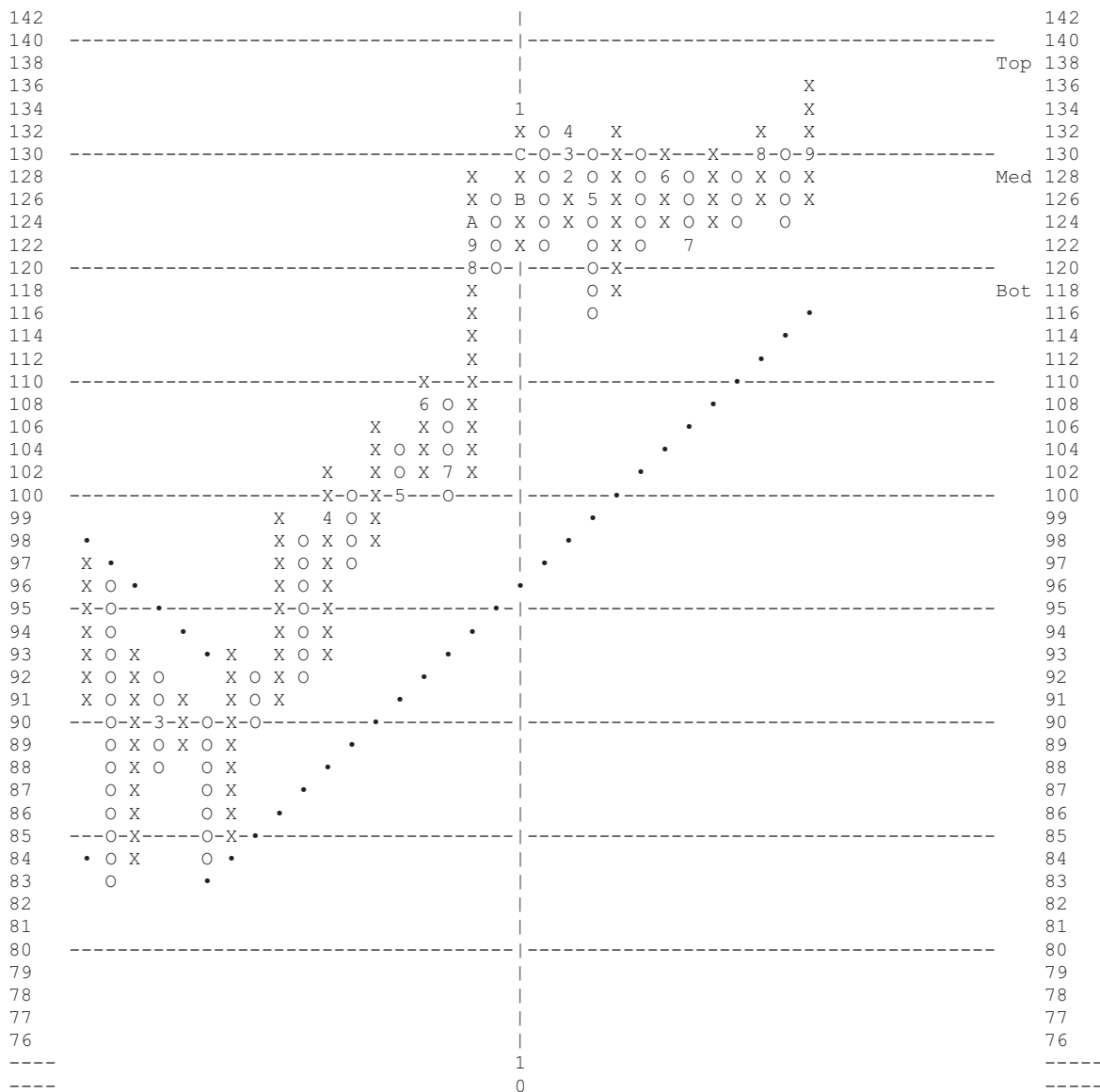
Trend Chart Broke a Spread Triple Top on 09/24/2010

[Evaluate This Stock](#) Tech. Attrib. 3

Alert!

- Monthly Mom to Pos
- Earnings 10/18/2010
- Sector Risk Change

Bullish Price Obj: **150.0** Bullish [Reward to Risk](#) **1.05**



Equity prices provided by Thomson-Reuters. Cross Rate prices provided by Tenfore Systems
 Copyright © 1995-2010 Dorsey, Wright & Associates, Inc.®
 All quotes displayed are delayed 20 minutes

[Disclaimer/Terms of Use/Copyright](#)



Exxon Mobil Corporation (XOM)

Updated Through- 10/01/2010 (62.540 Up 0.750) - [View History](#)

Oil UnFavored (Status: **Bull Confirmed 58% Xs on 09/27/2010**)

[Wkly Mom: Pos \(10 Wks\)](#)

Mkt RS = Buy, 07/12/2007; col=Os Peer RS = Buy, 10/06/2008; col=Os

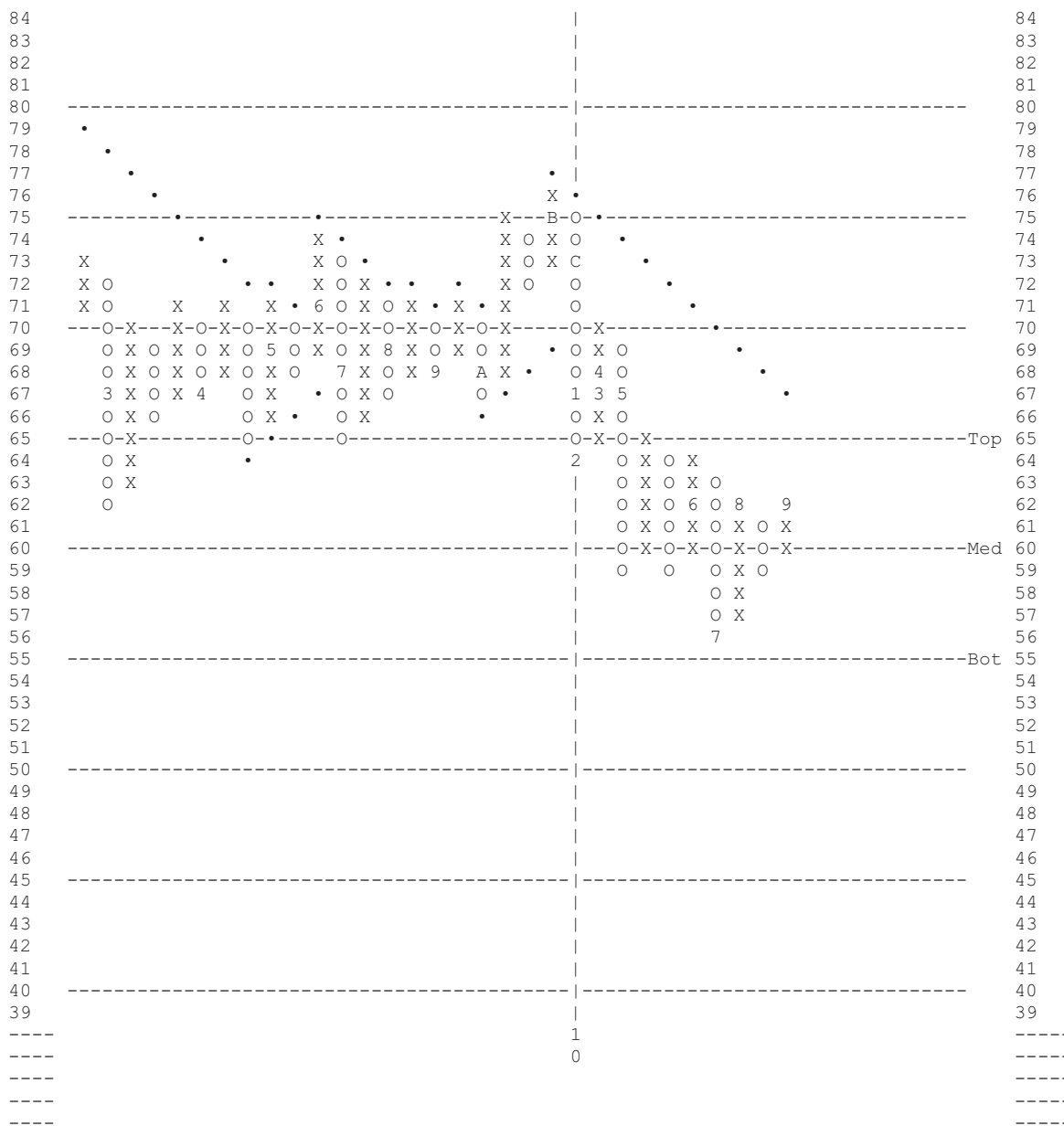
Trend Chart Broke a Triple Bottom on 06/29/2010

[Evaluate This Stock](#) Tech. Attrib. 2

Alert!

- Monthly Mom to Pos
- Earnings 10/18/2010

Bearish Price Obj: **51.00** Bearish [Reward to Risk](#) **25.09**



Equity prices provided by Thomson-Reuters. Cross Rate prices provided by Tenfore Systems
 Copyright © 1995-2010 Dorsey, Wright & Associates, Inc.®
 All quotes displayed are delayed 20 minutes

[Disclaimer/Terms of Use/Copyright](#)



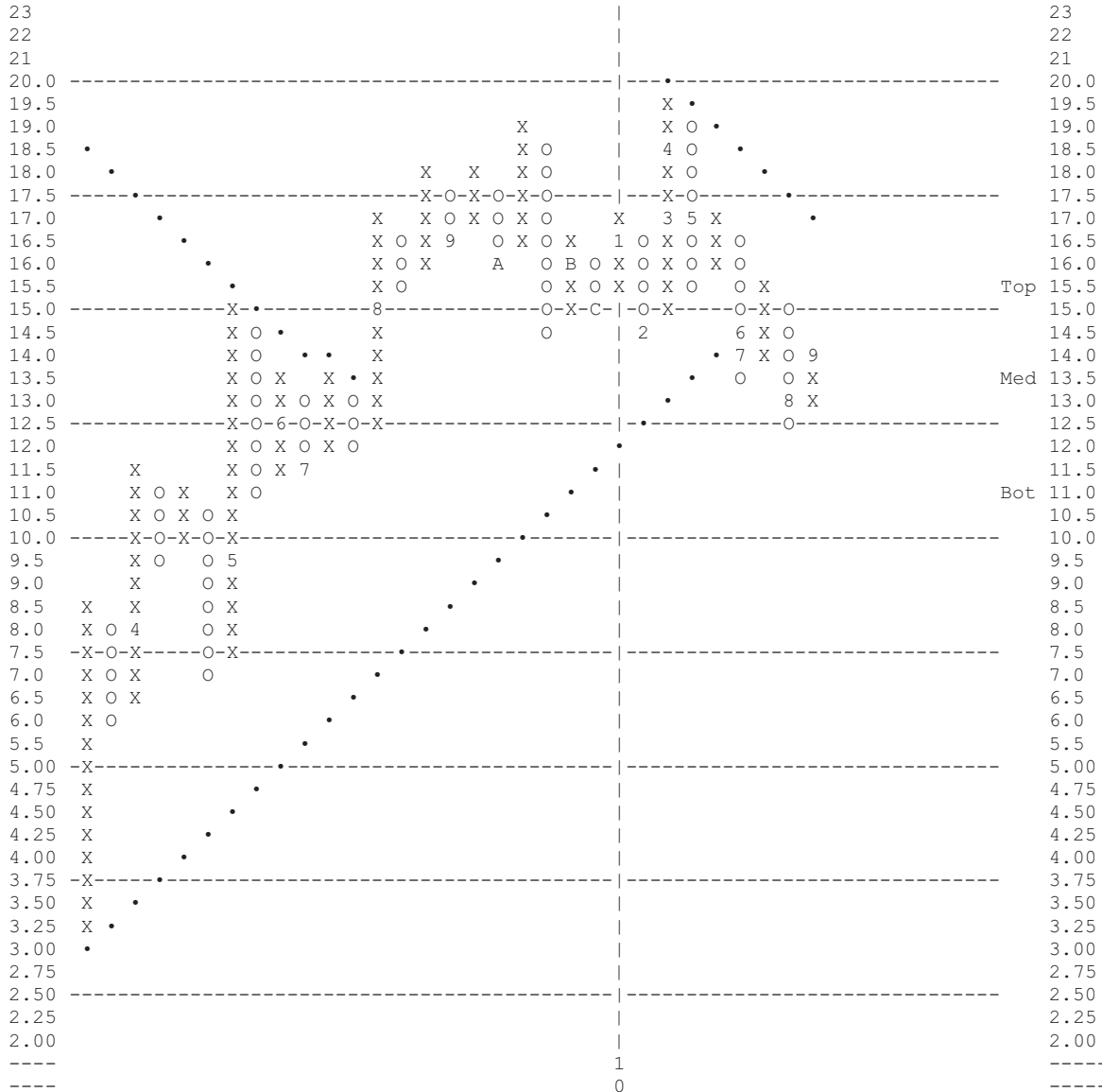
Bank of America (BAC)

Updated Through- 10/01/2010 (13.300 Up 0.198) - [View History](#)
 Banks UnFavored (Status: **Bear Confirmed 34% Os on 08/24/2010**)
[Wkly Mom: Pos \(5 Wks\)](#)
 Mkt RS = Sell, 08/10/2010; col=Os Peer RS = Buy, 03/18/2009; col=Os
 Trend Chart Broke a Double Bottom on 08/20/2010
[Evaluate This Stock](#) Tech. Attrib. 1

Alert!

- Earnings 10/19/2010

Bearish Price Obj: **9.50** Bearish [Reward to Risk 1.41](#)



Equity prices provided by Thomson-Reuters. Cross Rate prices provided by Tenfore Systems
 Copyright © 1995-2010 Dorsey, Wright & Associates, Inc.®
 All quotes displayed are delayed 20 minutes

[Disclaimer/Terms of Use/Copyright](#)



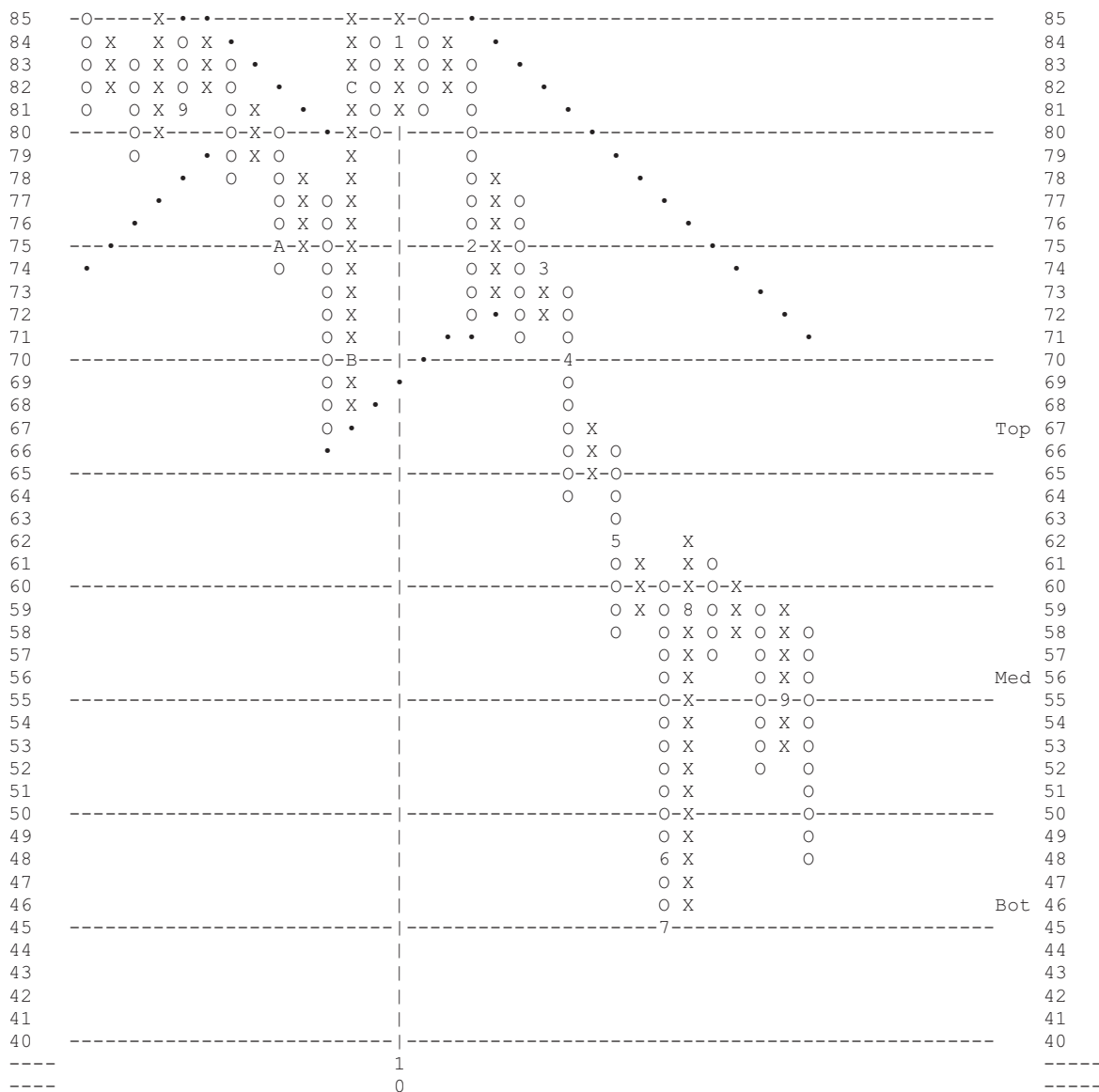
Monsanto Company (MON)

Updated Through- 10/01/2010 (48.260 Up 0.330) - [View History](#)
 Chemicals Average (Status: **Bull Confirmed 64% Xs on 09/03/2010**)
[Wkly Mom: Neg \(6 Wks\)](#)
 Mkt RS = Sell, 08/14/2009; col=Os Peer RS = Sell, 07/17/2009; col=Os
 Trend Chart Broke a Double Bottom on 09/28/2010
[Evaluate This Stock](#) Tech. Attrib. 0

Alert!

- Monthly Mom to Pos
- Earnings 10/06/2010

Bearish Price Obj: **43.00** Bearish [Reward to Risk 0.45](#)



Equity prices provided by Thomson-Reuters. Cross Rate prices provided by Tenfore Systems
 Copyright © 1995-2010 Dorsey, Wright & Associates, Inc.®
 All quotes displayed are delayed 20 minutes

[Disclaimer/Terms of Use/Copyright](#)



Dow Jones Industrial Average

This Matrix is created from the stocks held in the Dow Jones Industrial Average (30). The scale used with this matrix is 3.25%.

Changes from the previous day in Signal or Column are highlighted in Yellow
Updated through 10/01/2010

Rank	Ticker	Buys	Xs	Tot Combo	Tech Attrb/Score	B A C	C S C O	X O M	M S F T	H P Q	J P M	I N T C	J N J	W M T	P G	B A	A A	C E
1	CAT	29	28	57	4 ↑	B X	B X	B X	B X	B X	B X	B X	B X	B X	B X	B X	B X	B
2	DD	28	28	56	4 ↑	B X	B X	B X	B X	B X	B X	B X	B X	B X	B X	B X	B X	B
3	MCD	27	19	46	4 ↑	B X	B X	B X	B X	B O	B O	B O	B X	B X	B X	B X	B O	B
4	VZ	17	25	42	1 ↓	B X	B X	B X	B X	B X	B X	B X	B X	B X	S X	B X	B X	B
5	KO	18	23	41	1 ↓	B X	B X	B X	B X	B X	B X	B X	B X	B X	B X	B X	B O	B
6	KFT	20	20	40	2 ↑	B X	B X	B X	B X	B X	B X	B X	B X	B X	S X	B X	B O	B
7	HD	20	20	40	2 ↓	B X	B X	B X	B X	B X	B X	S X	B X	B O	B X	S X	B X	B
8	IBM	20	18	38	3 ↓	B X	B X	B X	B X	B X	B X	B X	B X	B X	B X	S X	B O	B
9	MMM	19	18	37	2 ↑	B X	B X	B X	B X	B X	B X	B X	B X	B X	B O	S X	B X	B
10	MRK	19	17	36	2 ↓	B X	B X	B O	B X	B X	B X	B X	B X	B X	B X	B X	B O	S
11	T	12	23	35	2 ↑	B X	B X	B X	B X	S X	B X	B X	B X	S X	S X	B X	B O	S
12	PFE	11	24	35	1 ↓	B X	S X	B X	B X	B X	B X	B X	S X	S X	S X	B X	B O	S
13	TRV	19	15	34	2 ↓	B X	B X	B X	B X	B X	B X	B X	B X	B X	B O	B X	B O	B
14	CVX	14	20	34	2 ↑	B X	S X	B X	B X	S X	B X	B X	B X	B X	B X	B X	B O	S
15	UTX	19	13	32	3 ↓	B X	B X	B X	B X	B X	B X	B X	B X	B X	S O	S X	B O	B
16	DIS	23	8	31	3 ↑	B X	B X	B X	B X	B O	B X	B O	B X	B O	B X	S X	B O	B
17	AXP	19	11	30	4 ↑	B X	B X	B O	B X	B X	B X	B X	B O	B O	B X	S X	B O	B
18	GE	14	13	27	3 ↑	B X	B X	B X	B X	B X	B X	B X	B O	B O	S X	S X	B X	
19	AA	3	24	27	0 ↓	B X	S X	B X	S X	S X	S X	S X	S X	S X	B X	S X		S
20	BA	17	5	22	4 ↑	B X	B X	B O	B O	B X	B X	B X	B O	S O	B O		B O	B
21	PG	15	7	22	2 ↓	B O	B X	B O	B X	B O	B O	B X	B O	B O		S X	S O	B
22	WMT	9	13	22	0 ↓	B X	B X	B X	S X	S X	B O	B X	S X		S X	B X	B O	S
23	JNJ	9	11	20	2 ↓	B X	B X	B X	S X	B X	S X	B X		B O	B X	S X	B O	S

24	INTC	8	6	14	1 ↓	B X	B X	B O	B O	B X	B X		S O	S O	S O	S O	B O	S O
25	JPM	6	6	12	2 ↓	B X	S X	B O	B X	B O		S O	B O	S X	S X	S O	B O	S O
26	HPQ	5	7	12	3 ↑	S X	S X	B O	S X		S X	S O	S O	B O	S X	S O	B O	S O
27	MSFT	6	4	10	1 ↓	B X	S X	B O		B O	S O	S X	B O	B O	S O	S X	B O	S O
28	XOM	0	10	10	2 ↓	S X	S X		S X	S X	S X	S X	S O	S O	S X	S X	S O	S O
29	CSCO	7	0	7	1 ↓	B O		B O	B O	B O	S O	S O	S O	S O	S O	S O	B O	S O
30	BAC	2	2	4	1 ↓		S X	B O	S O	B O	S O	S O	S O	S O	S X	S O	S O	S O

Equity prices provided by Thomson-Reuters. Cross Rate prices provided by Tenfore Systems
 Copyright © 1995-2010 Dorsey, Wright & Associates, Inc.®
 All quotes displayed are delayed 20 minutes

[Disclaimer/Terms of Use/Copyright](#)



INTERNATIONAL ETFs

Updated through 09/29/2010

Rank	Ticker	Buys	Xs	Combo	Tech Attrib/ Score	E G P T	E W I	V N M	E W Q	E W G	E W J	E W K	E W U	G X F	E W L	M N Y M K T	
1	THD	36	35	71	6.00	B X	B X	B X	B X	B X	B X	B X	B X	B X	B X	B X	B
2	TUR	34	33	67	5.89	B X	B X	B X	B X	B X	B X	B X	B X	B X	B X	B X	B
3	IDX	34	32	66	5.88	B X	B X	B X	B X	B X	B X	B X	B O	B X	B X	B X	B
4	ECH	33	35	68	5.95	B X	B X	B X	B X	B X	B X	B X	B X	B X	B X	B X	B
5	EPU	30	31	61	5.98	B X	B X	B X	B X	B X	B X	B X	B X	B X	B X	B X	B
6	EPI	30	25	55	5.71	B X	B X	B X	B O	B X	B X	B O	B O	B X	B X	B X	B
7	EWV	27	11	38	4.61	B O	B O	B X	B O	B X	B X	B O	B O	B O	B X	B X	B
8	EWS	26	25	51	5.52	B X	B X	B X	B X	B X	B X	B X	B X	B X	B X	B X	B
9	EEM	26	20	46	5.41	B X	B O	B X	B X	B X	B X	B X	B X	B X	B X	B X	B
10	EWM	25	31	56	5.63	B X	B X	B X	B X	B X	B X	B X	B X	B X	B X	B X	B
11	EWY	25	22	47	5.57	B X	B X	B X	B X	B X	B X	B X	B X	B X	B X	S X	B
12	ILF	24	14	38	5.68	B O	B O	B X	B X	B X	B X	B X	B X	B O	B X	S X	B
13	PIE	23	29	52	5.92	B X	B X	B X	S X	B X	B X	B X	B X	B X	B X	B X	B
14	EWD	23	27	50	5.85	B X	B X	B X	B X	B X	B X	B X	B X	B X	B X	B X	B
15	EZA	23	25	48	4.92	B X	B X	B X	B X	B X	B X	B X	B X	B O	B X	B X	B
16	EWZ	23	17	40	5.64	B O	B O	B X	B X	B X	B X	B X	B X	B O	B O	B X	B
17	EWA	20	16	36	4.82	B X	B X	B X	B X	B X	B X	B O	B O	B O	B X	B X	B
18	EWC	18	7	25	4.38	B X	B O	B X	B O	B O	B X	B O	B O	B O	B O	B X	B
19	EIS	17	10	27	3.15	S X	B X	S X	B O	B O	B X	B O	B O	S X	B O	B X	B
20	EWT	16	20	36	4.37	B X	B X	B X	B X	B X	B X	B X	B X	B X	S X	B X	S
21	EWB	15	24	39	4.84	B X	B X	B X	B X	B X	B X	B X	B X	B X	B X	B X	S
22	EWO	13	16	29	3.33	B X	S X	B X	B X	B O	S X	B O	B O	B O	S X	B X	B
23	FXI	13	11	24	3.10	B O	B O	B X	B O	B X	B X	B O	B O	S O	B X	S X	B
24	EWN	13	9	22	3.06	B X	B X	B X	B X	B X	B X	B O	B O	B O	B O	B X	B
25	EWP	12	23	35	3.21	B O	B O	B X	S X	S X	B X	S X	S X	S X	B O	B X	B
26	IYY	12	5	17	2.87	B X	B O	B X	B O	B O	B X	B O	B O	S O	B O	B X	
27	MNYMKT	11	1	12	N/A	B O	S O	B O	S O	B O	S X	B O	B O	S O	B O		S

28	EWL	10	16	26	3.74	B X	B X	B X	B X	B X	B X	B O	B X	B X		S X	S	
29	GXF	9	20	29	4.83	B X	B X	B X	B X	S X	B X	S X	S X		S O	B X	S	
30	EWU	7	17	24	3.82	B X	B O	B X	S X	B X	B X	S X		B O	S O	S X	S	
31	EWK	7	16	23	3.38	B O	B X	B X	S X	B X	S X		B O	B O	S X	S X	S	
32	EWJ	6	2	8	2.09	B O	B X	S X	B O	S O		B O	S O	S O	S O	S O	B O	S
33	EWG	5	9	14	3.28	B O	B X	B X	B X		B X	S O	S O	S O	S O	S O	S X	S
34	EWQ	4	9	13	3.05	S O	B X	B X		S O	S X	B O	B O	S O	S O	B X	S	
35	VNM	4	1	5	1.13	B O	S O		B O	S O	B O	S O	S O	S O	S O	S O	S X	S
36	EWI	3	12	15	2.12	S O		B X	S O	S O	S O	S O	S X	S O	S O	B X	S	
37	EGPT	3	11	14	1.50		B X	S X	B X	S X	S X	S X	S O	S O	S O	S O	S X	S

Print

Equity prices provided by Thomson-Reuters. Cross Rate prices provided by Tenfore Systems
 Copyright © 1995-2010 Dorsey, Wright & Associates, Inc.®
 All quotes displayed are delayed 20 minutes

[Disclaimer/Terms of Use/Copyright](#)



Software Sector

Changes from the previous day in Signal or Column are highlighted in Yellow
 Updated through 10/01/2010

Rank	Ticker	Buys	Xs	Tot Combo	Tech Attrib/Score	A D B E	M S F T	N U A N	E R T S	A T V I	C A	A N S S	A V I D	J K H Y	S A P	N A T I
1	ROVI	26	29	55	5 ↑	B X	B X	B X	B X	B X	B X	B X	B X	B X	B X	B X
2	CTXS	28	25 ↓	53	5 ↑	B X	B X	B X	B X	B X	B X	B X	B O	B X	B X	B X
3	RHT	24	28 ↓	52	5 ↑	B X	B X	B X	B X	B X	B X	B X	B X	B X	B X	B X
4	WIT	20 ↑	29 ↑	49	5 ↑	B X	B X	B X	B X	B X	B X	B X	B X	B X	B X	B X
5	VMW	30	17 ↓	47	5 ↑	B X	B X	B X	B X	B X	B X	B X	B O	B X	B X	B X
6	INTU	25	16 ↑	41	4 ↑	B X	B X	B X	B X	B X	B O	B X	B O	B X	B X	B X
7	INFY	23	18 ↑	41	4 ↑	B X	B X	B X	B X	B X	B X	B X	B O	B X	B X	B X
8	VRSN	22	18 ↓	40	3 ↑	B X	B X	B X	B X	B X	B X	B X	B O	B X	B X	B X
9	ADSK	20 ↓	20 ↓	40	2 ↑	B X	B X	B X	B X	B X	B X	B X	B O	B X	B X	B X
10	ORCL	14	26 ↓	40	3 ↓	B X	B X	B X	B X	B X	B X	B X	B X	B X	B X	S X
11	CDNS	19	20 ↓	39	2 ↑	B X	B X	B X	B X	B X	B X	B X	B O	B X	B X	B X
12	PMTC	21	17 ↓	38	4 ↑	B X	B X	B X	B X	B X	B X	B X	B X	B X	B X	B X
13	CRM	28	8	36	5 ↑	B X	B X	B X	B O	B X	B O	B O	B O	B X	B O	B O
14	DWASOFT	20	16 ↓	36	N/A	B X	B X	B X	B X	B X	B X	S X	B X	B X	B X	B X
15	NOVL	19	16 ↓	35	3 ↓	B X	B X	B O	B X	B X	B X	B X	B O	B X	B O	B O
16	OTEX	13	19 ↓	32	2 ↑	B X	B X	B X	B X	B X	B O	B X	B O	B X	S X	B X
17	BMC	10	18 ↑	28	3 ↓	B X	B X	B X	B X	B X	B X	S X	B X	S X	B X	S X
18	CHKP	17	9	26	5 ↑	B X	B X	B X	B X	B X	B O	B X	B O	B X	B O	B O
19	SNPS	12 ↑	14 ↓	26	2 ↓	B X	B X	B X	B X	B X	B X	S X	B O	S X	B X	B X
20	SYMC	4	21 ↓	25	0 ↓	B X	B X	B X	S X	S X	S X	S X	B O	S X	S X	S X
21	NATI	12 ↑	10	22	2 ↑	B X	B X	B X	B X	B X	B O	S X	B X	B O	B O	
22	SAP	10	12	22	1 ↑	B X	B X	B X	B X	B X	B X	B X	B X	S X		S O
23	JKHY	12 ↑	9	21	3 ↑	B X	B X	B X	B X	B X	B X	S X	B O		B O	S X

24	AVID	2	19 ↑	21	0 ↓	B X	S X	S X	S X	B X	S O	S X		S X	S O	S O
25	ANSS	12 ↓	4	16	2 ↓	B X	B X	S X	B O	B O	B O		B O	B O	S O	B O
26	CA	4	12	16	2 ↑	B X	B X	S X	S X	S X		S X	B X	S O	S O	S X
27	ATVI	6	4	10	1 ↓	B X	B X	B X	B O		B O	S X	S O	S O	S O	S O
28	ERTS	4	6	10	0 ↓	B X	S X	S X		S X	B O	S X	B O	S O	S O	S O
29	NUAN	6	2	8	1 ↓	B X	B O		B O	S O	B O	B O	B O	S O	S O	S O
30	MSFT	3	2	5	1 ↓	B X		S X	B O	S O	S O	S O	B O	S O	S O	S O
31	ADBE	0	0	0	0 ↓		S O	S O	S O	S O	S O	S O	S O	S O	S O	S O

Equity prices provided by Thomson-Reuters. Cross Rate prices provided by Tenfore Systems
 Copyright © 1995-2010 Dorsey, Wright & Associates, Inc.®
 All quotes displayed are delayed 20 minutes

[Disclaimer/Terms of Use/Copyright](#)